Kun-Manie Nickel and Copper Project
31 July 2018 Drill Update

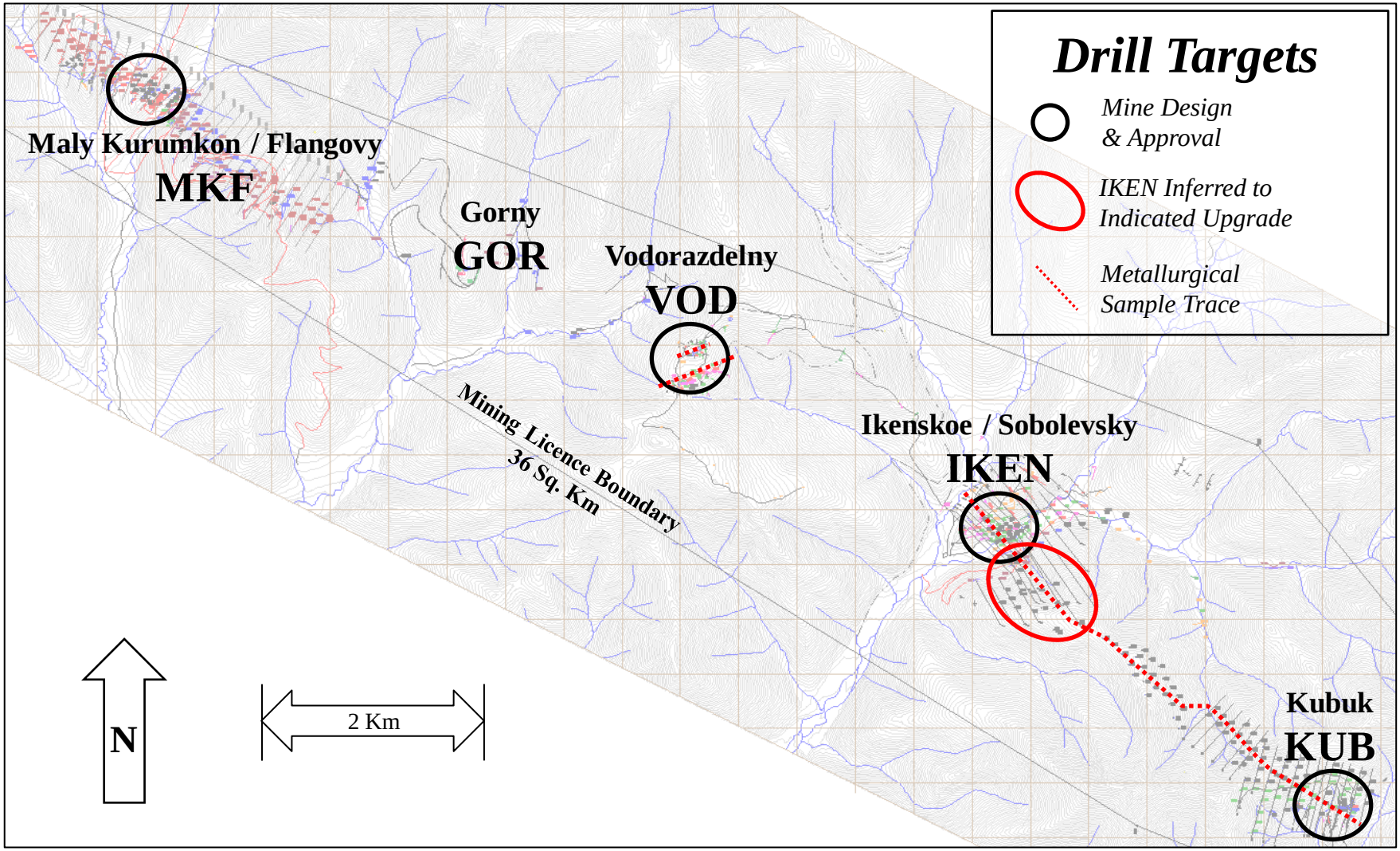

Maly Kurumkon / Flangovy
GKZ Infill Drill Status – Complete – ASL Results

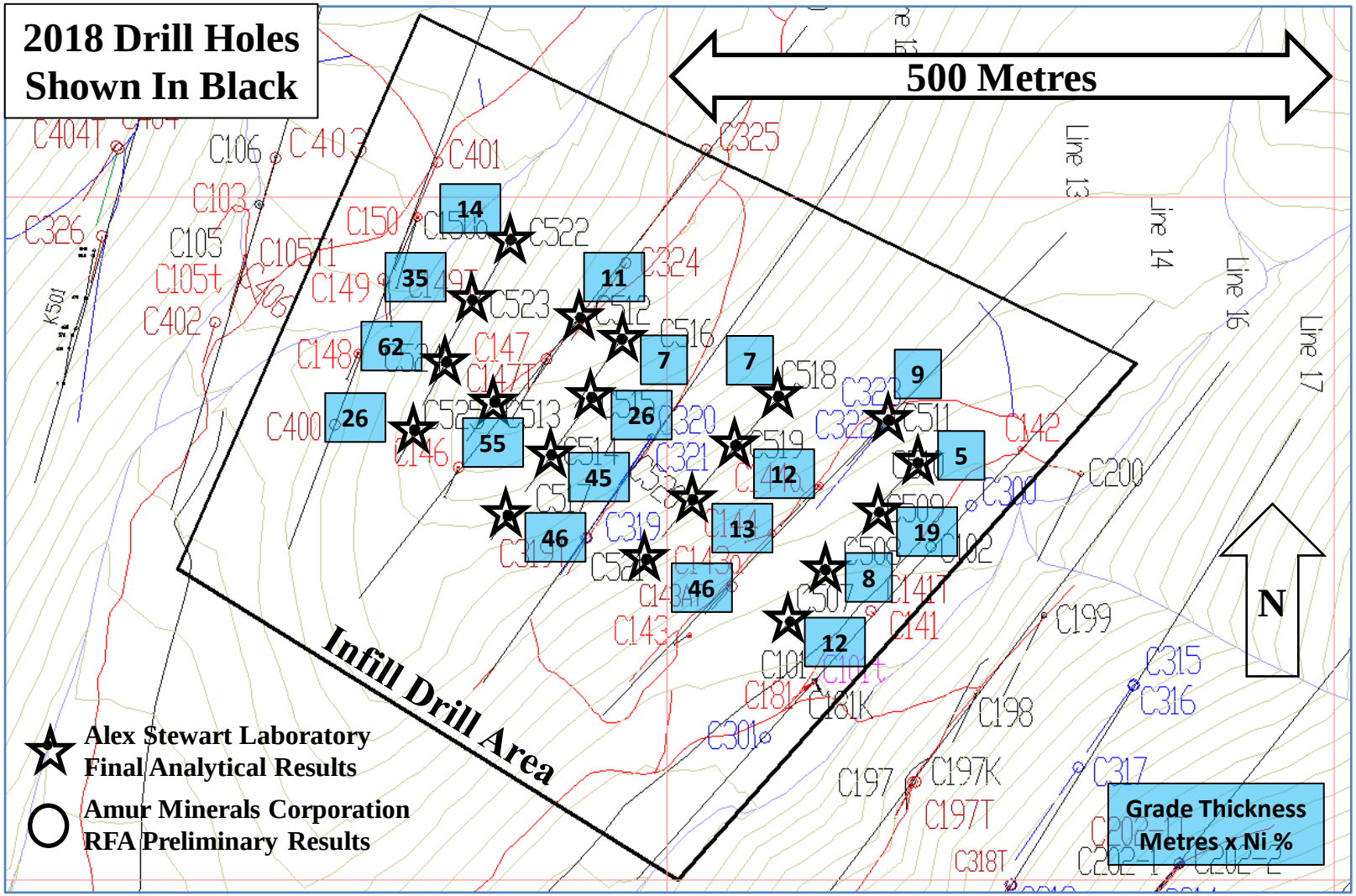

Maly Kurumkon / Flangovy
ASL Analytical Results

Amur Minerals

Hole	From (m)	To (m)	Length (m)	Ni %	Cu %	Vertical Thickness (m)
C507	27.1	37.6	10.5	0.76	0.21	10.1
	48.1	55.4	7.3	0.58	0.18	7.1
C508	59.6	65.6	6.0	0.59	0.22	5.8
	74.6	82.0	7.4	0.67	0.16	7.1
C509	86.0	92.0	6.0	0.98	0.28	5.8
	96.5	110.0	13.5	0.67	0.21	13.0
	113.0	120.8	7.8	0.63	0.15	7.5
C510	124.6	129.0	4.4	0.60	0.09	4.3
	136.5	141.4	4.9	0.55	0.17	4.7
C511	143.6	150.4	6.8	0.79	0.16	6.6
	160.5	166.0	5.5	0.72	0.10	5.3
C512	208.3	215.8	7.5	1.02	0.23	7.2
	227.8	232.3	4.5	0.77	0.20	4.3
C513	82.0	146.0	64.0	0.89	0.22	61.8
C514	63.5	94.0	30.5	0.93	0.25	29.5
	97.0	117.6	20.6	0.86	0.20	19.9
C515	130.3	146.5	16.2	0.55	0.16	15.6
	149.5	173.5	24.0	0.61	0.18	23.2
	185.5	191.3	5.8	0.63	0.14	5.6
C516	208.3	212.8	4.5	0.65	0.18	4.3
	221.6	226.9	5.3	0.89	0.24	5.1
C517	3.0	39.0	36.0	0.82	0.25	34.8
	43.5	59.3	15.8	0.52	0.26	15.3
	62.5	74.7	12.2	0.83	0.23	11.8

Hole	From (m)	To (m)	Length (m)	Ni %	Cu %	Vertical Thickness (m)
C518	153.0	157.5	4.5	0.60	0.17	4.3
	166.5	172.5	6.0	0.76	0.22	5.8
C519	131.1	137.0	5.9	0.93	0.25	5.7
	146.7	155.5	8.8	0.78	0.32	8.5
C520	99.6	107.0	7.4	0.80	0.21	7.1
	113.0	123.2	10.2	0.73	0.18	10.2
C521	5.2	30.5	25.3	0.93	0.26	24.4
	41.4	66.4	25.0	0.96	0.22	24.2
C522	183.0	193.5	10.5	0.68	0.17	10.1
	198.0	206.3	8.3	0.87	0.18	8.0
C523	104.2	122.0	17.8	0.74	0.26	17.2
	131.0	146.9	15.9	0.49	0.16	15.4
	151.3	160.0	8.7	0.66	0.23	8.4
	170.0	181.5	11.5	0.87	0.23	11.1
C524	57.3	64.2	6.9	1.34	0.26	6.7
	68.4	129.5	61.1	0.91	0.23	59.0
C525	20.5	41.5	21.0	0.93	0.29	20.3
	80.5	92.9	12.4	0.60	0.19	12.0
2018 Avg.	30.3 m per Hole 13.7 m per Interval			0.80	0.22	
Target	27.3 m per Hole 13.6 m per Interval			0.76	0.20	

31 July 2018

Vodorazdelny Deposit
GKZ Infill Drilling Complete (RFA)

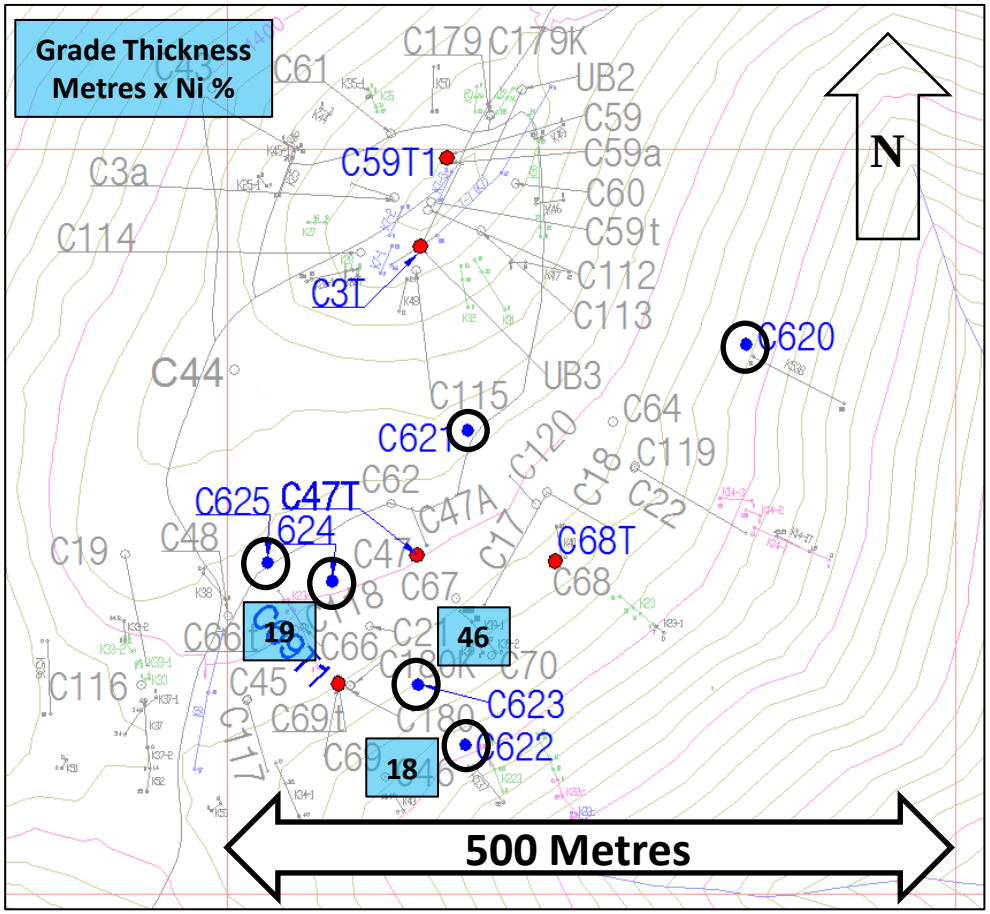

2018 Drill Holes (Blue)
2018 Metallurgical Holes (Red)

☆ Alex Stewart Laboratory Final Analytical Results

○ Amur Minerals Corporation RFA Preliminary Results

Hole	From (m)	To (m)	Length (m)	Ni (%)	Cu (%)
C620	No Mineralisation				
C621	No Mineralisation				
C622	0.0	25.3	25.3	0.72	0.18
C623	2.5	46.8	44.3	1.05	0.32
C624	19.0	32.5	13.5	0.87	0.22
	35.5	43.3	7.8	0.98	0.34
C625	No Mineralisation				
2018 Avg.	30.3 m per Hole 22.7 m per Interval			0.93 RFA	0.27 RFA
Target	28.8 m per Hole 18.0 m per Hole			0.89 ASL	0.27 ASL

31 July 2018

Ikenskoe / Sobolevsky Area
GKZ Infill Drill Status – Complete - ASL Results

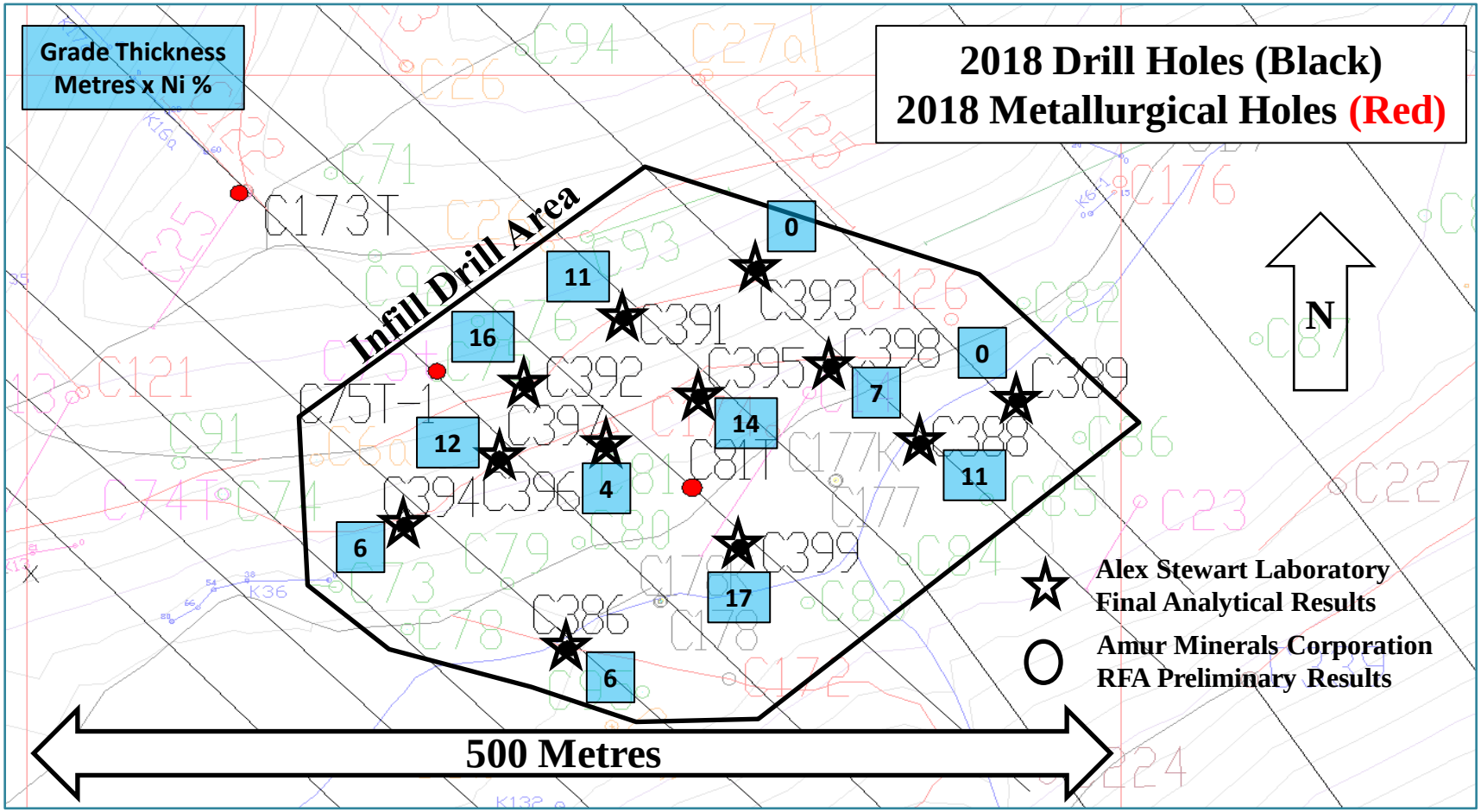

31 July 2018

Ikenskoe / Sobolevsky Infill
ASL Analytical Results

Hole	From (m)	To (m)	Length (m)	Ni %	Cu %	Vertical Thickness (m)
C386	2.9	9.8	6.9	0.87	0.30	6.9
C387	No Mineralisation					
C388	4.5	10.5	6.0	0.49	0.13	6.0
	15.0	23.8	8.8	0.63	0.25	8.8
	27.0	30.0	3.0	0.38	0.10	3.0
C389	No Mineralisation					
C390	No Mineralisation					
C391	53.5	61.0	7.5	0.73	0.28	7.5
	65.5	76.8	11.3	0.52	0.18	11.3
C392	67.7	77.7	10.0	0.77	0.22	10.0
	83.7	93.8	10.1	0.83	0.23	10.1
C393	No Mineralisation					
C394	29.5	37.0	7.5	0.84	0.26	7.5
C395	5.5	14.5	9.0	0.66	0.16	9.0
	19.0	30.5	11.5	0.71	0.21	11.5
C396	34.9	39.2	4.3	0.55	0.10	4.3
	68.5	79.3	10.8	0.86	0.30	10.8
C397	49.0	52.0	3.0	0.45	0.17	3.0
	56.5	61.0	4.5	0.58	0.09	4.5
C398	5.8	20.2	14.4	0.51	0.16	14.4
C399	23.5	33.3	9.8	1.08	0.23	9.8
	45.6	54.6	8.0	0.81	0.24	7.6
2018 Avg.	14.7 m per Hole 8.2 m per Interval			0.71	0.21	
Target	17.0 m per Hole 9.8 m per Interval			0.79	0.20	

Kubuk
GKZ Infill Drill Status – Complete – (RFA)

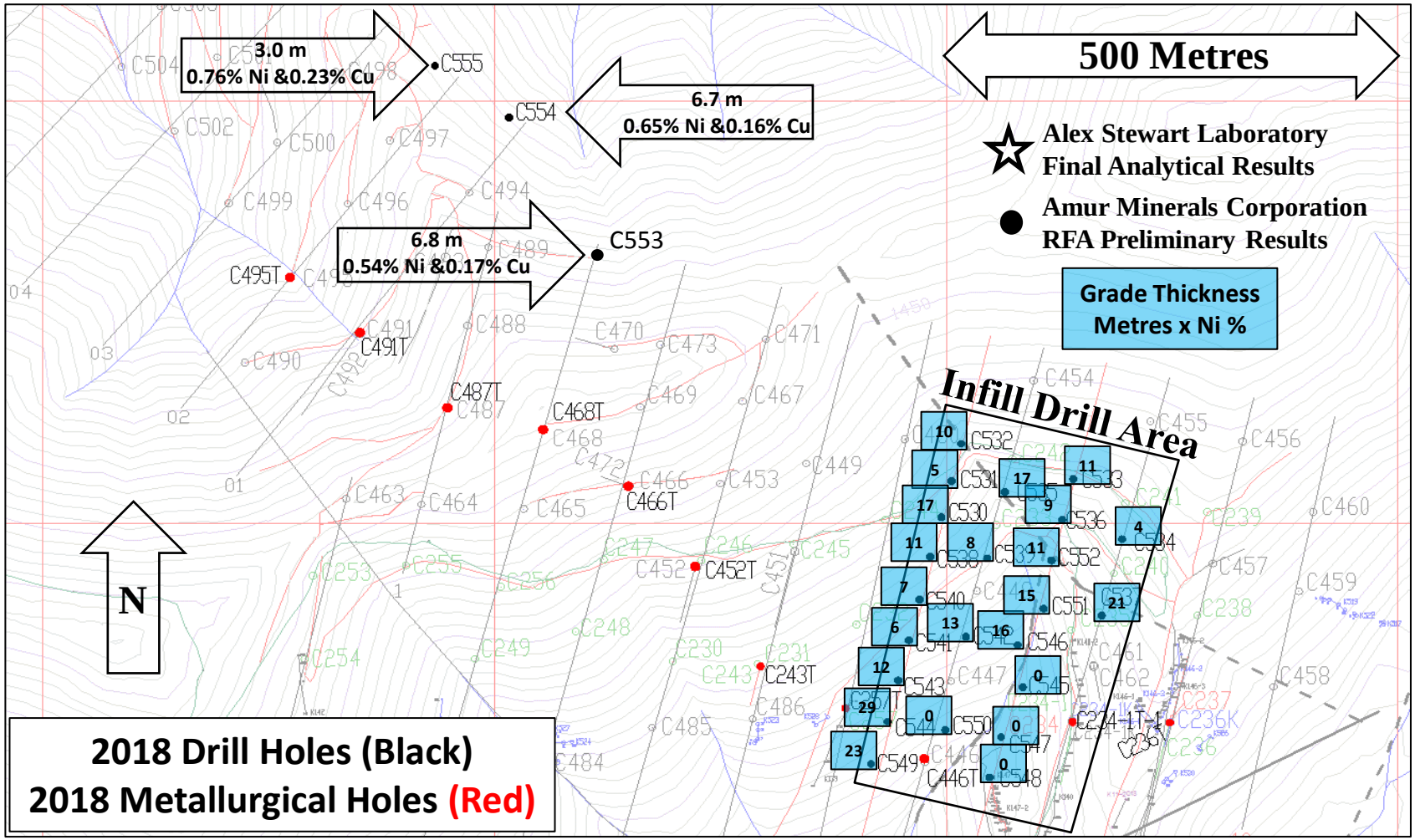

31 July 2018

Kubuk
Drill Results - RFA

Hole	From (m)	To (m)	Length (m)	Ni (%)	Cu (%)
C530	124.0	133.0	9.0	0.54	0.15
	137.5	150.4	12.9	0.96	0.24
C531	149.8	159	9.2	0.56	0.16
C532	161.4	184.4	23.0	0.44	0.12
C533	130.0	144.5	14.5	0.49	0.16
	152.0	155.0	3.0	1.33	0.09
C534	115.5	118.5	3.0	0.31	0.08
	130.0	137.4	7.4	0.47	0.14
C535	91.0	95.5	4.5	0.61	0.20
	103.9	107.2	3.3	0.50	0.17
	121.0	124.8	3.8	0.37	0.10
	134.9	149.8	14.9	0.80	0.12
C536	127.8	130.8	3.0	0.61	0.15
	133.8	144.7	10.9	0.63	0.16
C537	61.1	91.9	30.8	0.68	0.18
C538	123.1	136.1	13.0	0.85	0.24
C539	90.8	93.8	3.0	0.83	0.19
	100.3	108.5	8.2	0.69	0.13
C540	115.8	125.0	9.2	0.79	0.20
C541	98.0	106.6	8.6	0.74	0.15
C542	56.8	75.8	19.0	0.71	0.18
C543	73.5	82.5	9.0	0.87	0.24
	85.5	92.1	6.6	0.56	0.17

Hole	From (m)	To (m)	Length (m)	Ni (%)	Cu (%)
C544	49.7	66.0	16.3	1.21	0.30
	70.5	81.1	10.6	0.87	0.23
C545	No Mineralisation				
C546	8.2	34.3	26.1	0.61	0.17
C547	No Mineralisation				
C548	No Mineralisation				
C549	8	18.5	10.5	0.77	0.22
	21.5	47.9	26.4	0.57	0.13
C550	No Mineralisation				
C551	43.2	47.7	4.5	0.97	0.28
	50.7	64.9	14.2	0.75	0.19
C552	72.6	77	4.4	0.55	0.15
	81.1	85.8	4.7	0.85	0.22
	88.5	95	6.5	0.77	0.24
2018 Avg.	18.6 m per Hole 10.7 m per Interval			0.70 RFA	0.18 RFA
Target	19.6 m per Hole 12.8 m per Interval			0.77 ASL	0.21 ASL

Ikenskoe / Sobolevsky
Resource Conversion of Inferred to Indicated (In Progress)

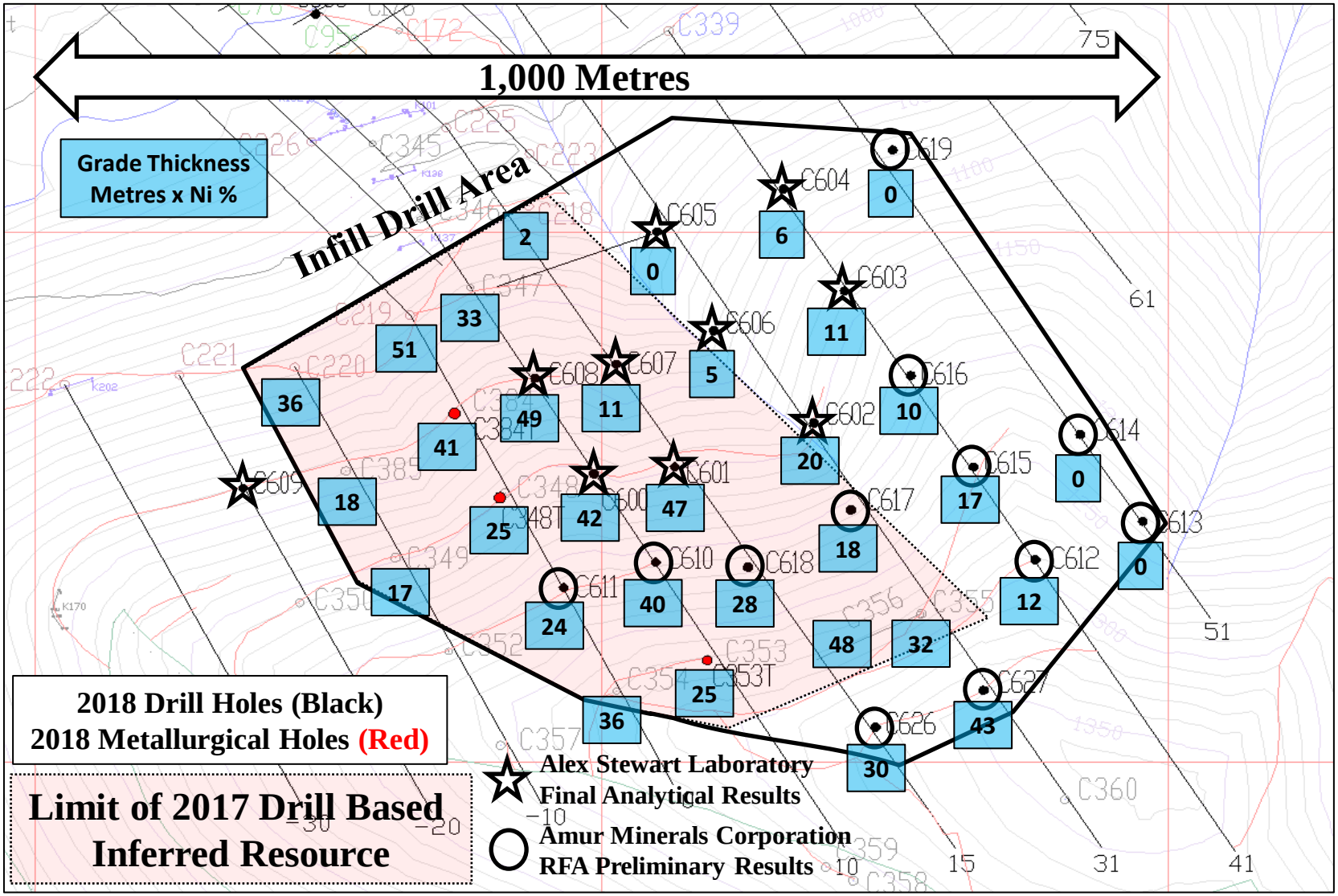

Ikenskoe / Sobolevsky
Resource Conversion of Inferred to Indicated (RFA - ASL)

Amur Minerals

Hole	From (m)	To (m)	Length (m)	Ni %	Cu %	Vertical Thickness
C600	166.7	209.5	42.8	0.82	0.27	42.8
C601	152.0	155.0	3.0	0.86	0.19	3.0
	159.6	172.1	12.5	0.85	0.23	12.5
	176.3	205.6	29.3	1.08	0.24	29.3
C602	201.9	209.5	7.6	0.73	0.19	7.6
	212.5	229.3	16.8	0.76	0.19	16.8
C603	271.0	278.5	7.5	0.89	0.19	7.5
	287.5	293.1	5.6	1.09	0.24	5.6
C604	235.8	238.8	3.0	0.38	0.09	3.0
	245.5	253.6	8.1	0.59	0.16	6.6
C605	No Mineralisation					
C606	124.0	131.8	7.8	0.76	0.15	7.8
C607	88.0	97.0	9.0	0.42	0.12	9.0
	104.5	112.0	7.5	0.95	0.19	7.5
C608	63.0	76.0	13.0	0.89	0.21	13.0
	82.0	116.5	34.5	1.10	0.26	34.5
C609	No Mineralisation					
C610	188.5	235.0	46.5	0.85	0.28	46.5
C611	171.6	176.5	4.9	1.08	0.23	4.9
	181.0	214.0	33.0	0.57	0.23	33.0
C612	383.2	399.4	16.2	0.71	0.20	16.2
C613	No Mineralisation					

Hole	From (m)	To (m)	Length (m)	Ni %	Cu %	Vertical Thickness
C614	No Mineralisation					
C615	115.8	125.0	9.2	0.79	0.20	9.2
	335.5	343.0	7.5	0.76	0.20	7.5
	346.0	349.0	3.0	1.31	0.29	3.0
C616	322.0	334.0	12.0	0.81	0.20	12.0
C617	253.0	272.5	19.5	0.91	0.19	19.5
C618	209.5	240.9	31.4	0.89	0.23	31.4
C619	No Mineralisation					
C626	302.2	314.5	12.3	1.20	0.30	12.3
	332.5	348.1	15.6	1.01	0.31	15.6
C627	334.2	371.7	37.5	1.04	0.26	37.5
	380.8	385.0	4.2	1.06	0.26	4.2
2018 Avg.	24.3 m per Hole 14.9 m per Interval			0.90 RFA	0.24 RFA	
Target	28.2 m per Hole 16.9 m per Interval			0.95 ASL	0.26 ASL	

Gorny
2018 Drilling Complete – Geological
(RFA - ASL)

Amur Minerals

☆ Alex Stewart Laboratory Final Analytical Results

○ Amur Minerals Corporation RFA Preliminary Results

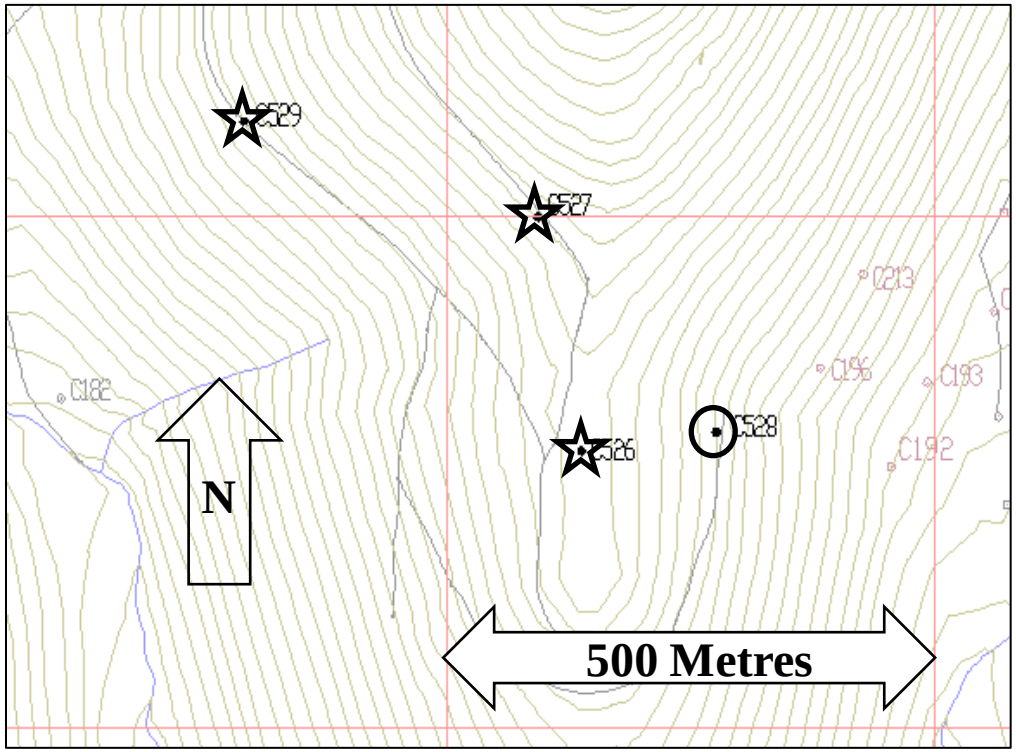

Hole	From (m)	To (m)	Length (m)	Ni. (%)	Cu (%)	Vertical Thickness (m)
C526	5.5	8.5	3.0	0.32	0.13	3.0
	15.3	18.3	3.0	0.55	0.14	3.0
	131.0	134.0	3.0	0.44	0.09	3.0
	146.1	149.1	3.0	0.55	0.06	3.0
C527	150.9	153.9	3.0	0.33	0.10	3.0
C528	10.0	16.7	6.7	0.73	0.18	6.7
	115.0	118.0	3.0	0.35	0.15	3.0
	124.3	141.6	17.3	0.63	0.16	17.3
C529	9.9	12.9	3.0	0.51	0.05	3.0
	98.1	109.8	11.7	0.32	0.11	11.7
2018 Avg.	14.2 m per Hole 5.7 m per Interval			0.50	0.13	

31 July 2018

Analytical Results – Cautionary Comment

Analytical results presented in this and upcoming RNS announcements are derived from two sources, internally and independently generated results. The internal Company generated results are defined using one of two Niton XL2 500 X-Ray Fluorescence units ("RFA"). The RFA units provide initial results allowing for a rapid turnaround to assist in decision making to finalise drill hole site selections and are considered to be indicative and preliminary. Use of these results is not without risk if the units have not been rigorously tested and calibrated. Annually, at the beginning of every field season and on a daily basis, these units undergo a calibration protocol that uses standards provided with the units and results from existing samples that have been analysed by external facilities (ASL).

The final and definitive source of analytical results is produced by ASL located in Moscow, Russia. This fully independent, licenced and certified laboratory is the source of the information used in resource estimation. The ASL results provide a greater accuracy than that of the RFA units especially for values in excess of 1.0% nickel. RPM has reviewed the Company's sample preparation, sample collection and check assaying related to ASL and has confirmed that AMC's protocols for analytical determination meet industry standards.

Results reported within this RNS include a combination of the RFA and ASL results. RFA results are shown in **Black** and ASL results are depicted in **Red.**